

REV.	ECN NO OR DESCRIPTION	REVISED	DATE
A	NEW	JASON	11.18.2019

Poles	Dimensions (mm)	
	A	B
2	3.00	9.65
3	6.00	12.65
4	9.00	15.65
5	12.00	18.65
6	15.00	21.65
7	18.00	24.65
8	21.00	27.65
9	24.00	30.65
10	27.00	33.65
11	30.00	36.65
12	33.00	39.65

NOTE:

1.MATERIAL:

HOUSING: : THERMOPLASTIC,HIGH TEMP, 30% G/F  
UL 94V-0, COLOR:BLACK..

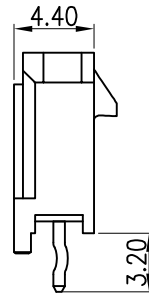
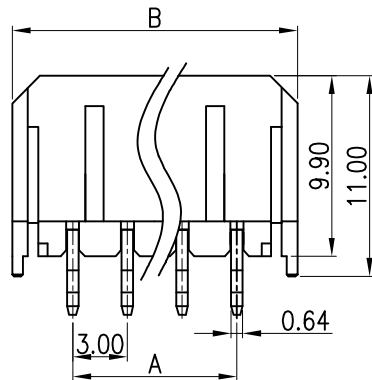
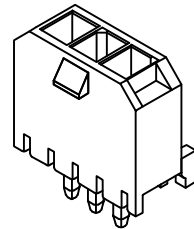
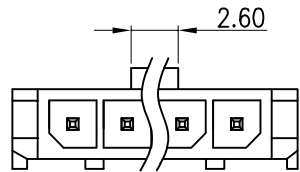
CONTACT: BRASS

2.CONTACTS: 2.54μm [100μ"] MIN. (SEE TABLE) TIN OVER  
1.27μm [50μ"] MIN. NICKEL PLATED.

3.ELECTRICAL:CONTACT RESISTANCE: 10 mΩ MAX.  
INSULATION RESISTANCE: 1000 MΩ MIN.  
DIELECTRIC WITHSTANDING: 1000 V AC.  
CURRENT RATING: 5 A MAX.  
VOLAGE RATING: 250V AC/DC MAX.

4.ENVIRONMENTAL:

OPERATING TEMPERATURE: -25° TO +85°C



WBT-6001-1XX-4 G X B- X R

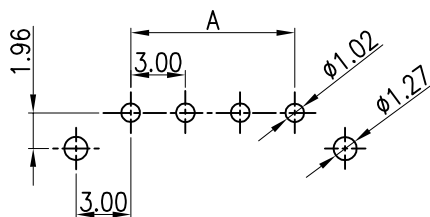
102-02PIN  
106-06PIN  
112-12PIN

4-STRAIGHT DIP

G-GOLD FLASH  
3-15u"  
4-30u"

C-LCP  
P-PBT  
1-NY6T

R-RoHS  
H-HF  
G-GP  
B-BAG  
R-TAPE REEL  
1-TUBE  
T-TRAY  
B-BLACK  
R-RED  
Y-YELLOW



TOLERANCE: ±0.05  
RECOMMENDED PCB LAYOUT

2 PIN		12 PIN	
3 PIN		11 PIN	
4 PIN		10 PIN	
5 PIN		9 PIN	
6 PIN		8 PIN	
7 PIN			
PIN NO.	PIN NO.	PIN NO.	PIN NO.

UNLESS OTHERWISE  
SPECIFIED TOLERANCES

DECIMALS: ANGLES:  
X :±0.5 X :±5°  
X.X :±0.38 X.X :±3°  
X.XX :±0.25  
X.XX :±0.15

**winconn**® KunShan Winconn Electronic  
Technology Co., Ltd.

TITLE	MICRO FIT 3.0mm SINGLE ROW STRAIGHT DIP TYPE		
DWN	PART NO.WBT-6001-1XX-4GXB-XR		
CHKD	SCALE 1:1	UNIT: mm	
APVD	SIZE: A4	SHEET: 10F1	REV: A

CUSTOMER COPY